

Using Four Types Of Notches For Comparison Between Chezy's Constant(C) And Manning's Constant (N)

Joyce Edwin Bategeleza, Deepak T. J., Eric L.W.K., Munir H. K.

Abstract: In this technical paper, Chezy's and Manning's constant were compared, using four different notches on the plain bed. The first phase of this paper involves designing of the notches, using Auto Cad software followed by fabrication. The second phase involves carrying out Experiments in open channel Laboratory by using hydraulic bench. The final phase involves calculations of Chezy's and manning's constants. It was seen that, Chezy's constant is directly proportional to actual discharge While Manning's constant in inversely proportional to actual discharge. Chezy's constant has higher value compared to Manning's constant value. Also Manning's Standard deviation is smaller compared to that of Chezy's. This indicates the accuracy of the resistance coefficient due to the fact that the smaller the value of standard deviation the higher the level of accuracy. Therefore, the coefficient of resistance is more adaptable, simple and accurate in Manning's constant.

Key words: Open channel flow, Hydraulic bench, Coefficients of Resistance, Actual discharge

INTRODUCTION

Many Researchers have been working on Open Channel over the years, to discover and upgrade the theory on Hydraulic structures and elements. The results obtained from previous experiment shows how Open Channel have been developed and modified to a large extent and it has become more useful in life than before. For example Resistance Coefficients (Manning's and Chezy's Constant) was discovered after a series of so many experiments. The comparison of these Resistance Coefficients (Manning's and Chezy's Constant) has often been done in Open channel laboratory, using weirs instead of using notches. The aim was to determine the accurate and adaptable coefficient of resistance. In order to come up with new results of the comparison, notches were used instead of weirs. The notches are considered to be more accurate than weirs (ASTM, 1993).

Table1: Summary of few typical values of manning's (n)

Channel type	Surface material and form	Manning's n range
River	earth, straight	0.02-0.025
	earth, meandering	0.03-0.05
	gravel(75-150mm) straight	0.03-0.04
	gravel(75-150mm) winding	0.04-0.08
Unlined canal	earth, straight	0.018-0.025
	rock, straight	0.025-0.045
lined canal	Concrete	0.012-0.017
Lab models	Mortar	0.011-0.013
	Perspex	0.009

(CIVE 2400 Fluid Mechanics, 2013)

- Joyce. E1, School of Civil Engineering, University of East London, Linton University College, Malaysia
- Deepak T.J2., Head of Discipline, Civil Engineering-FOSTEM, INTI International University, Malaysia, PH-0126352464. E-mail: deepak_tj@gmail.com

CHEZY'S EQUATION

Chezy's equation is the discharge equation which was improved by a French engineer around the year 1768. Its application is to compute the depth-discharge relationship. It is derived as shown below;

Force producing motion = friction force resting motion

$$pgALS_o = KPLV^2$$

Cancelling L in both sides and rearranging, it gives,

$$V = \sqrt{\frac{pg}{K} \times \frac{A}{P} \times S_o}$$

Grouping all the constants, it gives Chezy's roughness

$$\text{coefficient, } C = \sqrt{\frac{pg}{K}} \text{ and } \frac{A}{P} = R$$

Hence, substitute C and R into equation (ii) $V = C\sqrt{RS_o}$

This is the standard Chezy's formula (the first formula for uniform open channel flow) Where by V is the mean velocity of water flow, C is chezy's constant, R is hydraulic mean depth and So is the bed slope. Chezy's constant(C) depends on the nature of Channel walls and with H. (Hamill.L, 2006)

MANNING'S EQUATION

Manning's Equation was introduced in1890, after a series of studies of evaluation of C (Chezy's constant), so as to help engineers in producing results which are more adaptable compare to Chezy's formula. It is due to the fact that, Chezy's formula wasn't able to provide results which could satisfy the engineers (especially Irrigation Engineers). Standard Manning's formula ($V = R^{2/3}S^{1/2}/n$), is very simple to use and it gives good results, compared to Chezy's formula. Manning's formula is one of the Empirical equations which can replace the variations of C (in Chezy's formula) with m.Below is the formula which shows how the replacement is done.

By considering Chezy's equation, $V = C\sqrt{RS_o}$

Replacing C with $Mm^{1/6}$ or $MR^{1/6}$ therefore the equation becomes $V = Mm^{2/3} s^{1/2}$

M Can also be replaced by $\frac{k}{n}$ or $\frac{z}{n}$. Hence the equation will be, $V = \frac{k}{n} m^{2/3} S^{1/2}$ or $V = \frac{z}{n} R^{2/3} S^{1/2}$

Where:
 V is Velocity, k or z is conversion constant, n is Manning's roughness Coefficient, m or R is hydraulic radius and S is slope of the energy grade line. It is used in determining the Channel Uniform flow capacity. (J.B Calvert, 2007)

MATERIALS AND METHODS

MATERIALS

Acrylic plastic

The Notches are made of Acrylic plastic (in form of a sheet) instead of using metal. Grinder machine was used in the cutting work of the plastic according to the given specifications as shown below.

- 60° V-notch: opening (depth:121mm and angle: 60°), size of 160mm(H) x 243mm(W)
- 90° V-notch: opening (depth:120mm and angle: 90°), size of 160mm(H) x 243mm(W)
- Rectangular notch: opening (depth:121mm and width: 46mm), size of 160mm(H) x 243mm(W)
- Trapezoidal notch: opening (depth:91mm and width:137mm), size of 160mm(H) x 243mm(W)

METHODS

There were three types of quantitative variables used during the experiment, namely; Independent variable (water flow or discharge), controlled variable (width) and dependent variable (Height). The machine used in the experiment was hydraulic bench because the notches can be easily installed. Its length and width are 1000mm and 250mm respectively.

APPARATUS USED:

Hydraulic bench, Stop watch, Wing Nut screw Flow meter, Pump, Rectangular notch, Trapezoidal notch, 60° and 90° V-notch. The required apparatus were cleaned before proceeding with the experiment. Flow meter, stop watch and other required equipment were well checked and calibrated before starting the experiment. The rectangular Notch was clamped to the hydraulic bench by using the wing nut Screw. The discharge valve was adjusted into 0.5l/s and then the hydraulic bench was switched on and water was allowed to discharge. The water was left to flow within 2 minutes so as to get a steady water flow. Then Several readings of flow rate (Q), time, water level upstream/water head above the notch(H) and Channel width(B) were then taken while increasing the flow rate each time at an interval of 2 minutes. The rectangular notch was replaced by 60° V-notch and then the above procedures were repeated. Then 60° V-notch was replaced by 90° V-notch and the above procedures were repeated. Finally the 90° V-notch was replaced by Trapezoidal notch and the above procedures were repeated.

EMPERICAL STUDY

The **Actual Discharge** was obtained directly from the

experiment. Hence the Actual Discharge was used to find Chezy's and Manning's Constant using the formulas shown below.

$$Q = AV$$

Chezy's Constant equation

$$C = \frac{V}{\sqrt{RS}}$$

Where by $R = \frac{A}{P}$, A= wetted area in a channel while P= wetted perimeter in a channel.

Manning's Constant equation

$$n = \frac{R^{2/3} S^{1/2}}{V}$$

Whereby,

Q = Actual Discharge, A = Flow cross section area, V = Mean velocity, R = Hydraulic mean radius, S = Bed slope, c = Chezy's constant and n = Manning's constant

Standard deviation equation

$$S.D = \sqrt{\frac{\sum (xi - x)^2}{N - 1}}$$

Whereby; S is Standard deviation, Xi is each value in the sample, X is mean of the values and N is number of samples

RESULTS AND DISCUSSION

Run	Q(m³/s)	B(m)	H(m)	V(m/s)	C	n
1	0.0005	0.0225	0.041	0.36134	2.3394	0.2265
2	0.00067	0.0225	0.047	0.48419	3.1347	0.169
3	0.00083	0.0225	0.052	0.59982	3.8833	0.1365
4	0.001	0.0225	0.057	0.72267	4.6787	0.1133
5	0.00117	0.0225	0.06	0.84553	5.4741	0.0968
6	0.00133	0.0225	0.064	0.96116	6.2227	0.0852
7	0.0015	0.0225	0.068	1.08401	7.0181	0.0755
8	0.00167	0.0225	0.071	1.20687	7.8135	0.0678
9	0.00183	0.0225	0.074	1.32249	8.5621	0.0619
10	0.002	0.0225	0.078	1.44535	9.3575	0.0566
Average V,C&n				0.90334	5.8484	0.1089

This part indicates sample of calculation of Manning's constant, Chezy's Constant and tables of results for each notch and discussion.

• **Rectangular notch**

Sample of calculation to find C and n

Bed slope (S) = 1 since is a plain bed

$$C = \frac{V}{\sqrt{RS}}$$

$$V = \frac{Q}{A} = \frac{0.0005}{0.0003} = 1.68m/s$$

$$R = \frac{A}{P} = \frac{0.0003}{0.000124} = 0.24m$$

$$C = \frac{1.68}{\sqrt{0.24 \times 1}} = 3.4293$$

$$n = \frac{R^{2/3} S^{1/2}}{V} = \frac{0.24^{2/3} \times 1^{1/2}}{1.68} = 0.2288$$

Table 2: shows the results of Rectangular notch

Run	Q(m ³ /s)	B(m)	H(m)	V(m/s)	C	n
1	0.0005	0.024 8	0.0404	1.6801	3.429 5	0.228 8
2	0.00067	0.024 8	0.0496	2.2513	4.595 5	0.170 7
3	0.00083	0.024 8	0.0582	2.789	5.693	0.137 8
4	0.001	0.024 8	0.0683	3.3602	6.859	0.114 4
5	0.00117	0.024 8	0.0779	3.9315	8.025	0.097 8
6	0.00133	0.024 8	0.0874	4.4691	9.122 5	0.086
7	0.0015	0.024 8	0.0956	5.0403	10.28 9	0.076 3
8	0.00167	0.024 8	0.1038	5.6116	11.45 5	0.068 5
9	0.00183	0.024 8	0.1104	6.1492	12.55 2	0.062 5
10	0.002	0.024 8	0.1184	6.7204	13.71 8	0.057 2
Average V,C&n				4.2002 7	8.573 9	0.11

• **90° V-notch**

Table 3: shows the results of 90o V-notch

• **60° V-notch**

Table 4: shows the results of 60° V-notch

Ru n	Q(m ³ /s)	B(m)	H(m)	V(m/s)	C	n
1	0.0005	0.013 6	0.05	0.6127 5	4.3539	0.1179
2	0.0006 7	0.013 6	0.057	0.8210 8	5.8343	0.088
3	0.0008 3	0.013 6	0.063	1.0171 6	7.2276	0.071
4	0.001	0.013 6	0.069	1.2254 9	8.7079	0.059
5	0.00117	0.013 6	0.074	1.4338 2	10.188	0.050 4
6	0.0013 3	0.013 6	0.079	1.6299	11.582	0.044 3
7	0.0015	0.013 6	0.084	1.8382 4	13.062	0.039 3
8	0.0016 7	0.013 6	0.089	2.0465 7	14.542	0.035 3
9	0.0018 3	0.013 6	0.091	2.2426 5	15.935	0.032 2
10	0.002	0.013 6	0.096	2.4509 8	17.416	0.029 5

Average V,C&n	1.5318 6	10.885	0.056 7
---------------	-------------	--------	------------

• **Trapezoidal notch**

Table 5: shows the results of Trapezoidal notch

Run	Q(m ³ /s)	B(m)	H(m)	V	C	n
1	0.0005	0.0244	0.049	0.29586	4.3599	0.0919
2	0.00067	0.0244	0.061	0.39645	5.8422	0.0686
3	0.00083	0.0244	0.072	0.49112	7.2374	0.0554
4	0.001	0.0244	0.084	0.59172	8.7197	0.0459
5	0.00117	0.0244	0.096	0.69231	10.202	0.0393
6	0.00133	0.0244	0.108	0.78698	11.597	0.0345
7	0.0015	0.0244	0.122	0.88757	13.08	0.0306
8	0.00167	0.0244	0.137	0.98817	14.562	0.0275
9	0.00183	0.0244	0.152	1.08284	15.957	0.0251
10	0.002	0.0244	0.167	1.18343	17.44	0.023
Average V,C&n				0.73965	10.9	0.0442

Table 1 to 5 indicates the results of Velocity, chezy's and manning's constant obtained after the completion of the calculations. Chezy's increases in all the tables while manning's decreases.

Resistance Coefficients Statistical Analysis

Table 6: shows Average *c* and *n* and *variances* for the type of notches

	Type of Notches	c	n	(Xi-X) ²	(Xi-X) ²
1.	Rectangular notch	8.5739	0.11	0.2284	0.0009
2.	90 v-notch	5.8484	0.1089	10.2619	0.00084
3.	60 v-notch	10.885	0.0567	3.3605	0.00054
4.	Trapezoidal notch	10.90	0.0442	3.4158	0.00128
Average of C & n		9.0518	0.07995		
Sum				17.267	0.0036

The above table signifies variances of Manning's and Chezy's constant. Manning's has smaller value of variance compare to that of chezy's. Likewise the standard deviation of Manning's constant (n) is 0.035 while that of Chezy's constant (c) is 2.399.

Below are the graphs showing the relationship between Chezy's, Manning's and Flow rate.

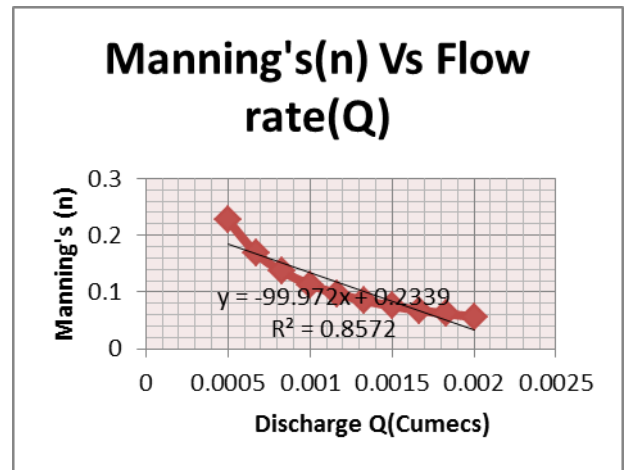
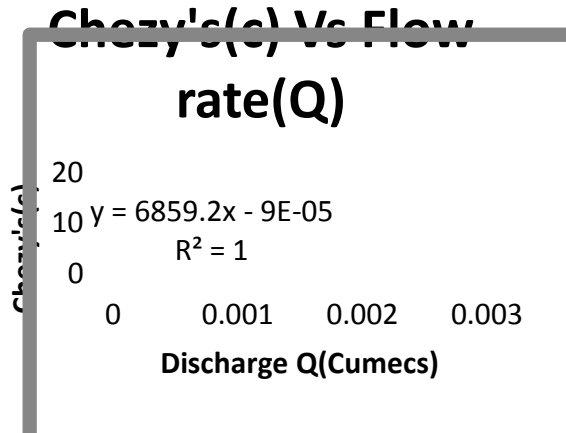


Figure 2: Chezy's and Manning's Vs. Actual Discharge of 90° V-notch

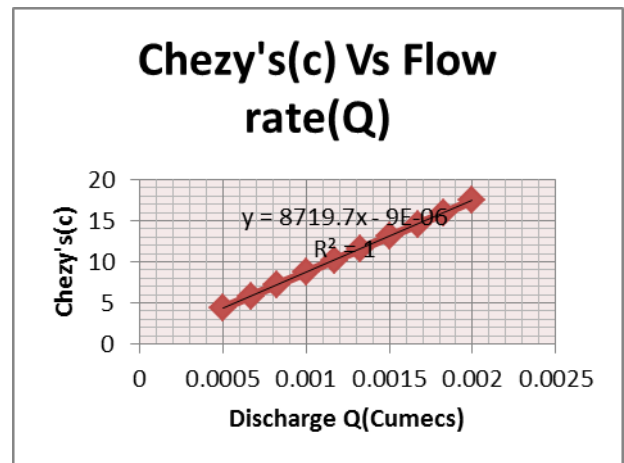
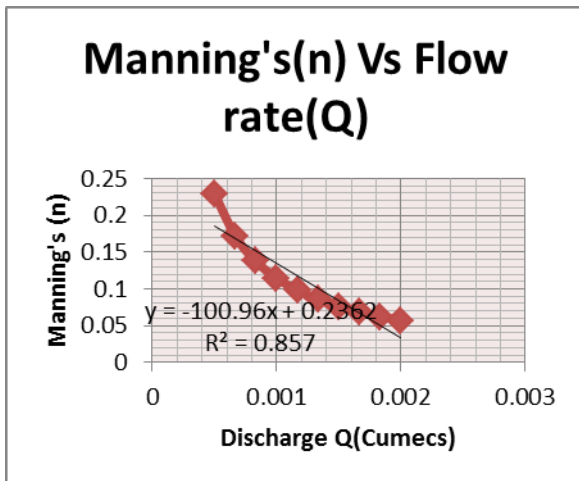


Figure1: Chezy's and Manning's Vs Actual Discharge of rectangular notch

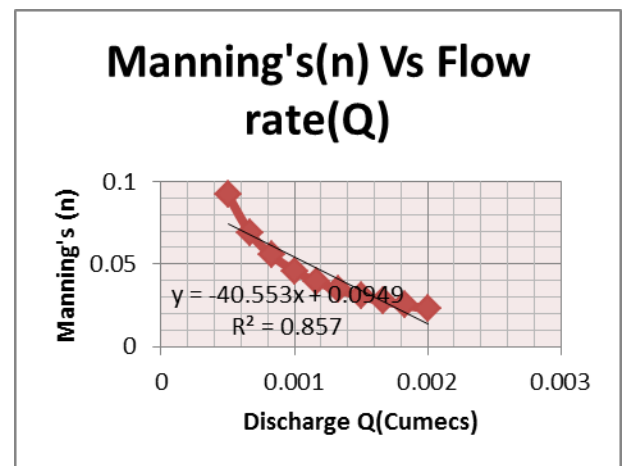
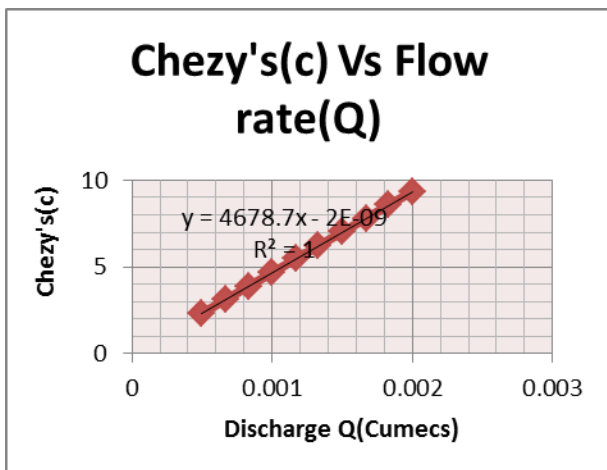


Figure 4: Chezy's and Manning's Vs. Actual Discharge of Trapezoidal notch

The above graphs of Chezy's against Flow rate and Manning's against Flow rate shows how Chezy's and Manning's relates with the flow rate. Chezy's constant increases when actual discharge increases (ascends). While Manning's constant decreases when actual discharge increases (descends). This indicates that the higher the discharge value, the higher the Chezy's constant and vice versa. Unlike Manning's constant,

the higher the discharge value, the lower the Manning's value. This implies that Chezy's constant is inversely proportional to Manning's constant.

Relationship between Chezy's & the type of notches and Manning's & types of notches




Figure 5: Average Chezy's and Manning's variance Vs Type of notches

By referring to the obtained standard deviation results of Chezy's and Manning's, the highest standard deviation is seen on Chezy's while the lowest standard deviation is seen on Manning's. This also helps to verify the level of accuracy between the two coefficients of resistance. Therefore, Manning's has high level of accuracy than chezy's because it has smaller value of standard deviation. In addition to that, the highest variance of chezy's average is obtained on 90 v-notch and the lowest variance is obtained on rectangular notch. While highest variance of Manning's average is obtained on trapezoidal notch and the lowest variance is found on 60 v-notch. This indicates how Chezy's and Manning's are indirectly related.

CONCLUSION

The fundamental objectives of this paper were accomplished. The results verified that Chezy's constant increases as actual

discharge increases while Manning's constant decreases as the actual discharge increases. It was observed from the graphs and the data that Chezy's constant and Manning's constant varies indirectly. This means that when chezy's constant increase manning's constant decrease. Also Chezy's has big value of standard deviation compare to manning's. The smaller the value of standard deviation the higher the level of accuracy, therefore Manning's has high level of accuracy than chezy's constant. In addition to that, it was discovered that the Coefficient of Resistance is more adaptable, simple and accurate in Manning's constant. This is due to the fact that it gives small value which satisfy majority of the researchers. The evidence is seen from the record of the generally recognized tables and figures and from the standard deviation. These records help in giving a clear prove about Manning's constant.

REFERENCE

- [1] ASTM (1993) American Society for Testing and Materials. ASTM D5242. Standard method for open-channel flow measurement of water with thin-plate weirs. [Online] Available at: <http://global.ihs.com> (Accessed on 17th January 2013)
- [2] B.C. Yen, (2002). Open Channel Flow Resistance. Journal of Hydraulic Engineering
- [3] Calvert, J.B. (2007) Open-Channel Flow [Online] Available at: <http://mysite.du.edu/etuttle/tech/opench.htm> (Accessed on 20 January, 2013)
- [4] Chow, V.T. (1959) Open-Channel Hydraulics. Singapore: McGraw-Hill
- [5] CIVE 2400 Fluid Mechanics (2013) Open Channel hydraulics, [Online] available at: www.efm.leeds.ac.uk/CIVE/CIVE2400/OpenChannelHydraulics2.pdf (Accessed on 9th March, 2013)
- [6] Hamill L. (2006) Understanding Hydraulics Palgrave Macmillan New York